

Impaq *Glass Break* Digital Acoustic Glass Break Detector

The Impaq Glass Break provides reliable perimeter protection with unparalleled false alarm immunity. Quad real time frequency analysis coupled with digital flex detection ensure exceptional performance. For outstanding design with a host of user friendly features, insist on the Impaq Glass Break.

Outstanding features include:

- Microprocessor Design
- Quad Frequency Analysis
- 9m Maximum Range
- Ultra Wide 170° Detection Angle
- Latch & First To Alarm Inputs
- Digital Flex Detection For Improved False Alarm Immunity
- Glass Type Selection: Plate/Tempered/Laminated/Wired
- Adjustable Sensitivity
- Test Mode



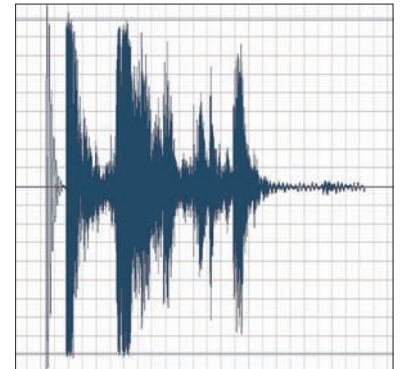
Texecom
Designed to Perform

Impaq Glass Break



Digital Signal Analysis

The Impaq Glass Break is an acoustic glass break detector designed to provide the earliest possible warning of a potential intruder by detecting the sound of breaking glass. An advanced microprocessor analyses signals digitally, processing information relating to the frequency, amplitude and timing of every sound. For maximum false alarm immunity four separate frequency bands are analysed (Quad Frequency Analysis). The Impaq Glass Break will only indicate an alarm if the signals exactly match those of a window being broken.



Digital Flex Detection

False alarm immunity is further enhanced by the use of Digital Flex Detection. This detects the low frequency pressure wave transmitted when a window is struck. An alarm signal will only be generated if a flex signal is detected, followed immediately by the shatter signal. This ensures common false alarm sources (e.g. a glass bottle breaking outside) are completely ignored.




Glass Type Selection

Different types of glass produce different acoustic responses when broken. The Impaq Glass Break features a selector switch which can be set to either Plate and Tempered or Laminated and Wired glass types.



Dual LED Indication

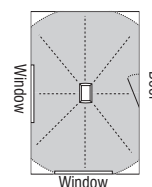
Dual green and red LEDs simplify set up and help reduce false alarms by indicating pre-alarm signals and providing confirmation that test mode has been initiated.



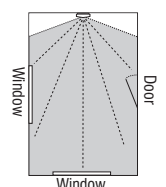
Enhanced Adjustable Coverage Pattern

The Impaq Glass Break can be mounted on walls, in corners or on ceilings for maximum flexibility. With a coverage angle of 170° at distances of up to 9m, protecting several windows with one detector is fast and straight forward. Sensitivity is fully adjustable allowing each detector to be optimised for its environment.

Ceiling Mounted



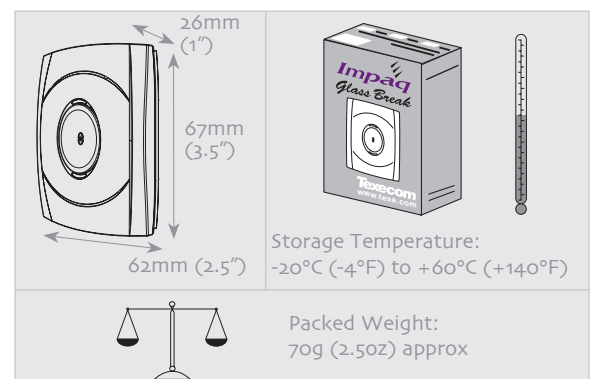
Wall Mounted



Features & Functions

Maximum Range:	9m (30 feet), 170°
Supply Voltage:	9 - 16VDC
Current Consumption:	11mA typical
Alarm Signaling:	Normally closed (failsafe) voltage free relay contacts
Alarm Relay:	Rated at 24VDC, 50mA protected by 18Ω series resistor
Sensor Type:	Extended response electret microphone
Minimum Window Size:	300mm x 300mm
Glass Type Detection:	Plate, Tempered, Laminated, Wired
Glass Thickness:	2.4 - 6.4mm
EMC:	Independently certified to EN 50130-4 : 1996
RF Immunity:	No false alarms from 80MHz to 1GHz at 10V/m

Physical Specifications



European Standards

Impaq Glass Break: PD 6662 and EN 50131 Grade 3 Environmental Class II. Conforms to European Union (EU) Electro-Magnetic Compatibility (EMC) Directive 89/336/EEC (amended by 92/31/EEC and 93/68/EEC).

Approved to BS EN 55022 Class B and BS EN 50130-4 : 1996.

The CE mark indicates that this product complies with the European requirements for safety, health, environmental and customer protection.

Texecom products are protected by UK and International patents, trademarks and registered design rights.

UK Registered Design Number 2105723.

© 2009 Texecom Limited. (LIT-0022)



Certificate Number: FM 35285



A2009 0430